

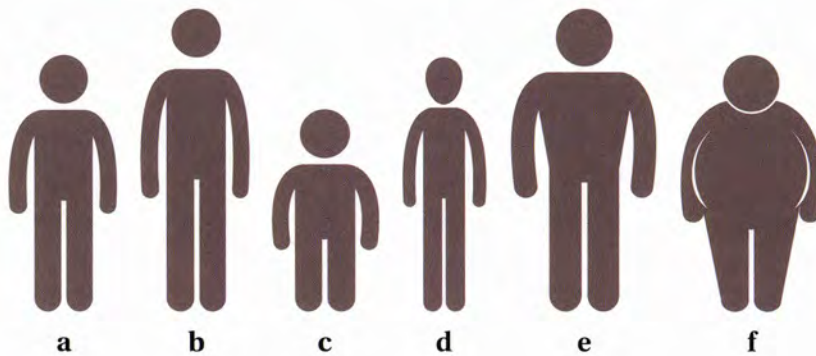
Family

Describing appearance Talking about similarity

Preparation

A

Choose figures matching the words for height and body type. The answer can be more than one.



1. short: _____
2. average height: _____
3. tall: _____
4. slim: _____
5. average build: _____
6. muscular: _____
7. overweight: _____

B

Read the information below and look at the words for hair and facial features. Look up new words in a dictionary.

The verbs to describe hair and facial features are “is/have/has/wear(s).”

- My hair **is** curly and brown. / Her hair **is** blonde. / He **is** bald.
- I **have** curly brown hair. / She **has** dark skin. / He **has** a mustache.
- They **wear** glasses. / He **wears** glasses.

The description order for hair is “length>type>color.”

- He has **short straight black** hair.

Hair

[Length]	[Type]	[Color]	[Others]
short	straight	black	balding
medium	wavy	brown	bald
shoulder-length	curly	blonde	
long		red	
		grey	

Facial Features

[Skin Color]	[Others]
light	glasses
tanned	mustache
dark	beard
	clean-shaven

C Complete the descriptions with the words from Task B. Do not use the same word twice.



Sandra
 She has _____

 _____ hair and
 _____ skin.



Jim
 He is _____. He
 has _____ hair and
 a _____.



Antonio
 He is _____. He
 wears _____
 and has a _____.



Naomi
 She has _____

 _____ hair and
 _____ skin.

D Work in pairs. Student A, ask your partner the questions below. Student B, answer the questions with your descriptions from Task C. Change roles and practice again. Check if you have the same answers.

1. What does Sandra look like? She has ...
2. What does Jim look like? He is ...
3. What does Antonio look like? He is ...
4. What does Naomi look like? She has ...

Conversation Model

A

Fill in the blanks with the words below.
Then listen to the conversation and check your answers.

- short ▪ sisters
- slim ▪ younger



Do you have any brothers or sisters, Shin?

Yeah, I have a [ⓑ] _____ brother. What does he look like?

He is tall and [Ⓒ] _____. He has dark brown eyes and [Ⓓ] _____ straight black hair. How about you?

I have a younger sister and [Ⓐ] an older brother. What does your brother look like?

My brother is [Ⓔ] very tall and has [Ⓕ] straight brown hair and [Ⓖ] green eyes. He looks [Ⓗ] nothing like me!

B

Work in pairs. Read the conversation with your partner. Change roles once. Then practice again with the substitutions below.

[Substitution 1] ① a twin ② average height ③ wavy red ④ blue ⑤ just

[Substitution 2] ① a younger ② slim ③ short blonde ④ blue ⑤ a bit

Practice

28

Talking about Family Members

- Do you have any brothers or sisters?
 - No, I don't. I'm an only child.
 - Yes, I do. I have a younger sister and an older brother.
- What does your father look like?
 - My father is tall and slim.
- Does your mother look like you?
 - She looks nothing like me.

Descriptions

[Hair]

1. He _____ short straight black hair.
2. She _____ curly brown hair.
3. Her hair _____ curly and brown.


[Facial Features]

1. He _____ a mustache.
2. He _____ bald.
3. She _____ dark skin.
4. She _____ glasses.

[Age]

1. He _____ young/middle-aged/old.
2. He _____ a teenager.
3. She _____ in her 20s/30s/40s/50s/60s.

Similarity

- | | |
|--|-------------------------------------|
| Same | ▪ He looks just like me. |
|  | ▪ She looks a lot like me. |
| | ▪ He looks a bit like me. |
| Different | ▪ She looks nothing like me. |

A Complete the list of Descriptions with the verbs “is/has/wears.”

B Work in pairs. Practice talking about family members. If you are an only child, you can talk about a parent or relative.

Ex A: Do you have any brothers or sisters?

B: Yes, I do. I have an older brother and an older sister.

A: What does your sister look like?

B: My sister is average height and slim. She has dark eyes and long wavy brown hair.

A: Does she look like you?


B: She looks a bit like me.

C Change your partner. This time, practice describing people on the pictures. Students A and B have different information on pages 57 and 58. Student A, choose one person from the list and ask your partner the question. Student B, tell your partner the information you have. Then write the name matching the picture. Change roles until you find out all of their names.


Expanded Conversation

A

Work in pairs. Take turns to describe a friend or a celebrity for your partner to draw a picture. Talk about the person's height, body type, hair, facial features, and age. Ask questions for more information to draw a picture.



Score



Score

B

Look at each other's drawing and score it.

- 3 The drawing looks just like him/her.
- 2 The drawing looks a lot like him/her.
- 1 The drawing looks a little like him/her.
- 0 The drawing looks nothing like him/her.

C

Change your partner and practice again.


Student A

Ex **A:** What do you know about Antonio?
B: Well, Antonio has a beard and he is in his 40s. What do you know about him?
A: He is bald and wears glasses.
B: OK, I think the picture number 1 must be Antonio.
A: I think so too.

- | | |
|--|---|
| <input checked="" type="checkbox"/> Antonio: bald / glasses | <input type="checkbox"/> Anna: straight hair / slim |
| <input type="checkbox"/> Daniela: overweight / dark brown hair | <input type="checkbox"/> Darren: a little overweight / in his 30s |
| <input type="checkbox"/> Hans: slim / straight hair / in his 20s | <input type="checkbox"/> Kevin: in his 20s / glasses |
| <input type="checkbox"/> Mari: curly hair / tanned | <input type="checkbox"/> Max: long hair / clean-shaven |
| <input type="checkbox"/> Mei: glasses / light skin / long hair | <input type="checkbox"/> Samantha: blonde hair / light skin |
| <input type="checkbox"/> Stacy: shoulder-length hair / in her 20s | <input type="checkbox"/> Steve: clean-shaven / dark skin / glasses |




1. Antonio _____



2. _____



3. _____



4. _____



5. _____



6. _____



7. _____



8. _____



9. _____



10. _____



11. _____



12. _____

Student B

Ex A: What do you know about Antonio?

B: Well, Antonio has a beard and he is in his 40s. What do you know about him?

A: He is bald and wears glasses.

B: OK, I think the picture number 1 must be Antonio.

A: I think so too.

- | | |
|--|--|
| <input checked="" type="checkbox"/> Antonio: beard / in his 40s | <input type="checkbox"/> Anna: long black hair / tanned |
| <input type="checkbox"/> Daniella: long wavy hair / in her 20s | <input type="checkbox"/> Darren: medium dark brown hair / beard |
| <input type="checkbox"/> Hans: long hair / glasses | <input type="checkbox"/> Kevin: mustache / short hair |
| <input type="checkbox"/> Mari: shoulder-length black hair | <input type="checkbox"/> Max: straight blonde hair / light skin |
| <input type="checkbox"/> Mei: straight dark brown hair / in her 20s | <input type="checkbox"/> Samantha: slim / short hair |
| <input type="checkbox"/> Stacy: curly brown hair / dark skin | <input type="checkbox"/> Steve: balding / in his 40s |



1. Antonio



2. _____



3. _____



4. _____



5. _____



6. _____



7. _____



8. _____



9. _____



10. _____



11. _____





12. _____

Short Talk Future image

Listening

A Listen to the short talks by Mark and June. Then circle the correct answers.



 Mark	Who does he look like?	a. His mother b. His father
 June	Do her mother and grandmother look alike?	a. Yes, they do. b. No, they don't.

B Listen again and circle the words to complete the sentences.



1. Mark wants to look like his [father / grandfather].
2. June doesn't want to [get shorter / have grey hair].

Speaking

A Prepare for a short talk about your own future image.

- [Similarity] I will look like _____ when I'm _____ years old.
- [Height] I will be _____.
- [Body Type] I will be _____.
- [Hair] _____.
- [Clothes] I will wear _____.
- [Hopes] I hope I _____.

B Work in groups. Take turns to give a short talk.

Wrap-up

A Which part of this unit was most challenging for you? Circle one or two.

[Preparation / Conversation Model / Practice / Expanded Conversation / Short Talk]

B Write two words/expressions from this unit that you want to remember.

1. _____
2. _____